

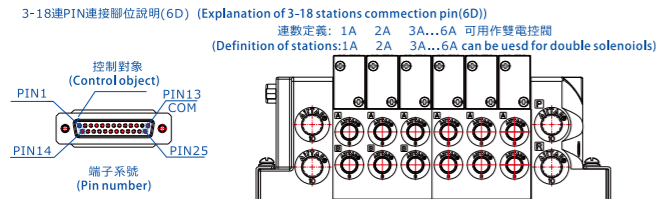
正面

反面

AIRTAC

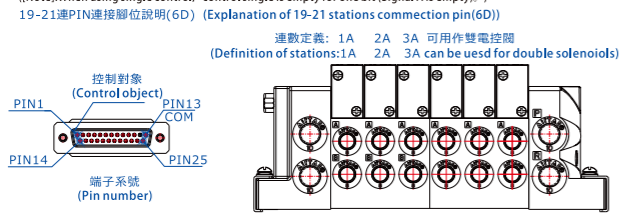
6D系列25PIN接線圖 舊款  
(6D series PIN assignment (25PIN) Old Ver)

連接腳位說明 Pin Assignment



連數定義: 1B 2B 3B...6B.....18B  
(Definition of stations: 1B 2B 3B...6B.....18B)

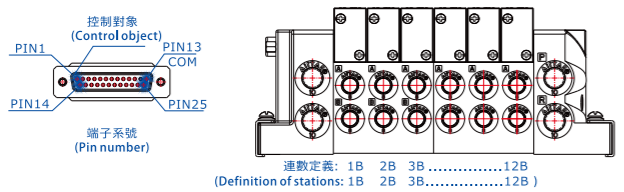
[注]採用單電控時, 控制信號空一位(A信號為空位).  
((Note):When using single control, control single is empty for one bit (Signal A is empty).)



連數定義: 1B 2B 3B.....21B  
(Definition of stations: 1B 2B 3B.....21B)

[注]採用單電控時, 控制信號空一位(A信號為空位).  
((Note):When using single control, control single is empty for one bit (Signal A is empty).)

全雙控型PIN連接腳位說明(6DW) (Explanation of full dual control stations connection pin(6DW))



連數定義: 1B 2B 3B.....12B  
(Definition of stations: 1B 2B 3B.....12B)

[注]採用單電控時, 控制信號空一位(A信號為空位).  
((Note):When using single control, control single is empty for one bit (Signal A is empty).)

Table with 6 columns: PIN系統, 極性(Polarity), 控制對象, PIN系統, 極性(Polarity), 控制對象. Rows 1-13.

[注]對應Pin No.13(COM點)之D-sub線纜規格等於或相于22AWG.  
((Note):Gauge number of cable connecting to D-sub pin No.13(COM) must be < 22AWG. )

Table with 6 columns: PIN系統, 極性(Polarity), 控制對象, PIN系統, 極性(Polarity), 控制對象. Rows 1-13.

[注]對應Pin No.13(COM點)之D-sub線纜規格等於或相于22AWG.  
((Note):Gauge number of cable connecting to D-sub pin No.13(COM) must be < 22AWG. )

Table with 6 columns: PIN系統, 極性(Polarity), 控制對象, PIN系統, 極性(Polarity), 控制對象. Rows 1-13.

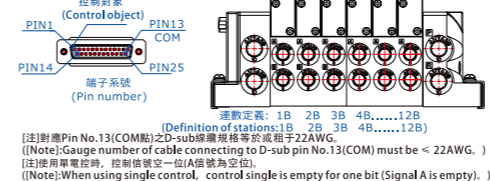
[注]對應Pin No.13(COM點)之D-sub線纜規格等於或相于22AWG.  
((Note):Gauge number of cable connecting to D-sub pin No.13(COM) must be < 22AWG. )

AIRTAC

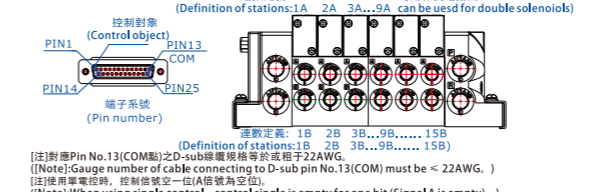
6D系列25PIN接線圖 新款  
(6D series PIN assignment (25PIN) New Ver)

連接腳位說明 Pin Assignment

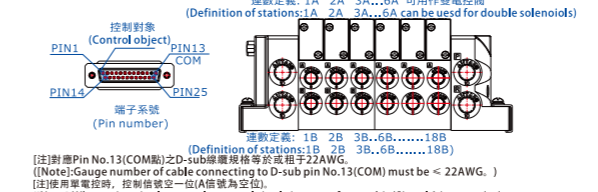
3-12連PIN連接腳位說明(6D) (Explanation of 3-12 stations connection pin(6D))



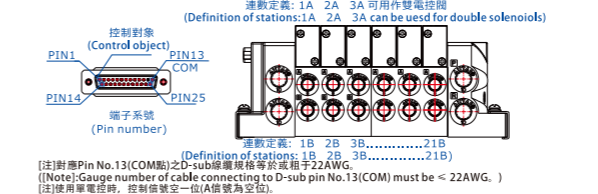
[注]對應Pin No.13(COM點)之D-sub線纜規格等於或相于22AWG.  
((Note):Gauge number of cable connecting to D-sub pin No.13(COM) must be < 22AWG. )



[注]對應Pin No.13(COM點)之D-sub線纜規格等於或相于22AWG.  
((Note):Gauge number of cable connecting to D-sub pin No.13(COM) must be < 22AWG. )



[注]對應Pin No.13(COM點)之D-sub線纜規格等於或相于22AWG.  
((Note):Gauge number of cable connecting to D-sub pin No.13(COM) must be < 22AWG. )



[注]對應Pin No.13(COM點)之D-sub線纜規格等於或相于22AWG.  
((Note):Gauge number of cable connecting to D-sub pin No.13(COM) must be < 22AWG. )

Table with 6 columns: PIN系統, 極性(Polarity), 控制對象, PIN系統, 極性(Polarity), 控制對象. Rows 1-13.

[注]對應Pin No.13(COM點)之D-sub線纜規格等於或相于22AWG.  
((Note):Gauge number of cable connecting to D-sub pin No.13(COM) must be < 22AWG. )

Table with 6 columns: PIN系統, 極性(Polarity), 控制對象, PIN系統, 極性(Polarity), 控制對象. Rows 1-13.

[注]對應Pin No.13(COM點)之D-sub線纜規格等於或相于22AWG.  
((Note):Gauge number of cable connecting to D-sub pin No.13(COM) must be < 22AWG. )

Table with 6 columns: PIN系統, 極性(Polarity), 控制對象, PIN系統, 極性(Polarity), 控制對象. Rows 1-13.

[注]對應Pin No.13(COM點)之D-sub線纜規格等於或相于22AWG.  
((Note):Gauge number of cable connecting to D-sub pin No.13(COM) must be < 22AWG. )

Table with 6 columns: PIN系統, 極性(Polarity), 控制對象, PIN系統, 極性(Polarity), 控制對象. Rows 1-13.

210

210

297

297

摺痕示意圖




Table with 4 columns: 名称, 图号, 版次, 重量. Includes AIRTAC logo and '中国·亚德客' text.